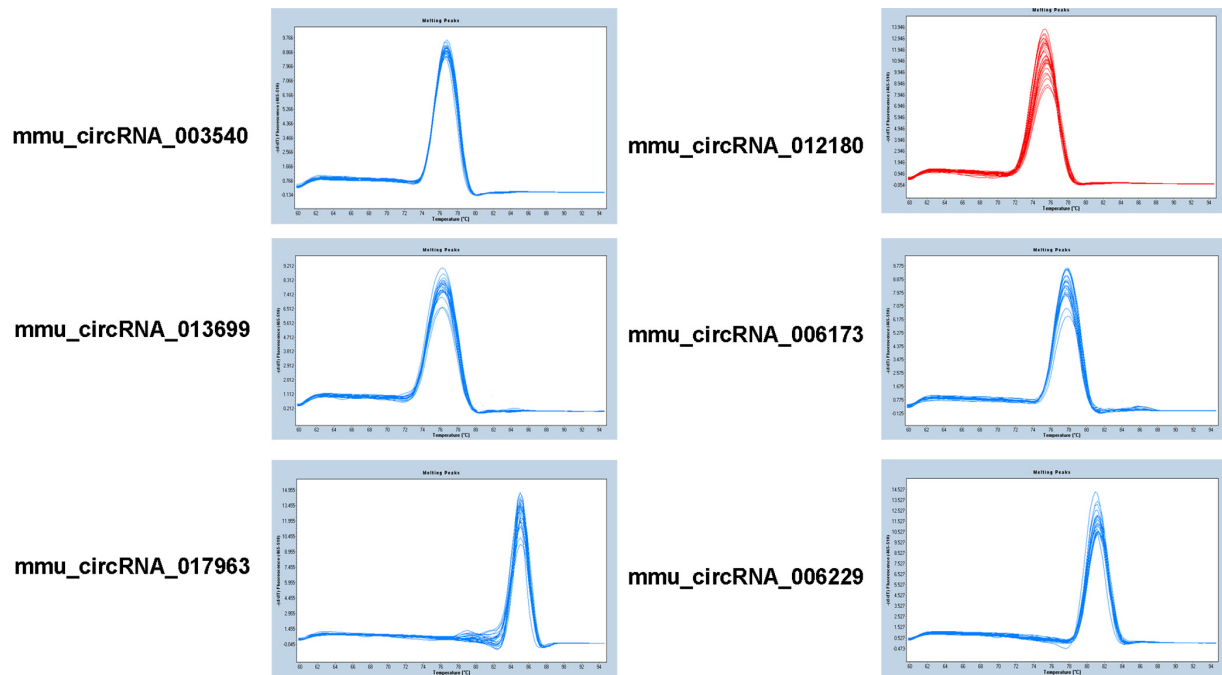
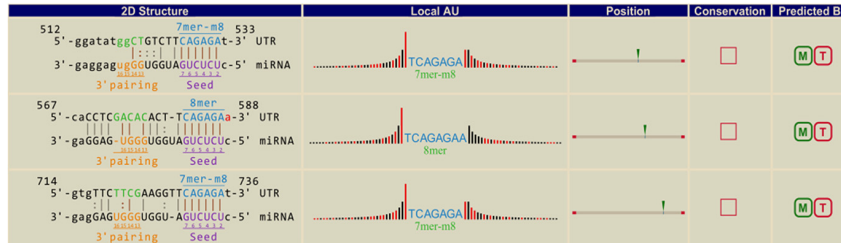


SUPPLEMENTARY MATERIAL




Supplementary Figure 1. The melting curve of circRNAs.


mmu-circRNA-017963 vs mmu-miR-1896




mmu-circRNA-017963 vs mmu-miR-542-3p




mmu-circRNA-017963 vs mmu-miR-7030-3p



mmu-circRNA-017963 vs mmu-miR-1955-5p



mmu-circRNA-017963 vs mmu-miR-7033-3p



Supplementary Figure 2. Five detailed annotation for the circRNA/miRNA interaction (mmu_circRNA_017963 and its Top-5 predicted miRNA targets).